


<p>UNIVERSIDAD AUTÓNOMA DE CHIHUAHUA</p>  <p>UNIVERSIDAD AUTÓNOMA DE CHIHUAHUA</p> <p>UNIDAD ACADÉMICA: <i>FACULTAD DE CIENCIAS POLÍTICAS Y SOCIALES</i></p> <p>PROGRAMA DEL CURSO: Inglés IV</p>	DES:	Facultad de Ciencias Políticas y Sociales
	Academic Program	Administración Pública y Ciencia Política
	Type of Subject: (Mandatory/optional)	Mandatory
	Subject key:	I401
	Semester:	Fourth Semester
	Curriculum Area (B, P, S):	Basic
	Horas teóricas por semana (virtual o presencial)	5
	Horas taller o laboratorio por semana	0
	Horas práctica por semana	0
	Horas extra clase por semana	0
	Créditos por semana	5
	Total hours per semester Total hours for 16 weeks	80
	Total credits:	5
	Update date:	November 2022
Prerequisite (s):	English III	
<p>Course Purposes: Promote the acquisition of English as a second language by the student through this theoretical-practical subject, At this level, the student will be able to infer the meaning of words in the English language through their context, speak and ask about preferences, make predictions, repeat, report what someone else says, as well as formulate questions to reaffirm information previously obtained that allows you to interact with a</p>		

certain degree of fluidity. Understands the main ideas to write and read text on specific topics with vocabulary that is familiar and technical subjects of your field of specialization, strengthening your skills linguistic and communicative in the English language.

Course Description:

The course is based on an international measurement standard such as the Common European Framework of Reference for Languages (CEFR). At the end of the semester, the student must be located at a B1 level within it (Independent User) strengthening the linguistic and communicative skills in the English language with the firm purpose of potentially increasing the insertion of the student in the global environment and strengthen the internationalization processes of the university community, which position it at the vanguard of global knowledge of a 21st century university student.

Course Requirements:

- *Be enrolled in the course.
- *Have a minimum attendance of 80% to be entitled to take the partial exams.
- * Comply with their work / homework assigned by the teacher.
- *Go to class on time, those students who arrive 15 minutes late will be tardy. Three tardies equal one absence.
- *Submit the partial exams electronically during the semester on the day and time indicated by the teacher.

For the proper development of the course it is necessary that the student commits to:

- *Read at home the assigned topics and/or tasks assigned by the teacher at the end of each class.
- * Comply with the material assigned by the teacher on the Moodle platform.
- *Participate in class.
- *Respect the opinions of others.
- *Present: oral exam in the form of project presentation, interview or simulation of situations, for the practice of consolidating skills for the linguistic production of the English language corresponding to your level, as indicated by your teacher.

PERFORMANCE OF THE COMPETENCES (Performances)	OBJECTS OF STUDY (Contents, themes and sub-themes)	LEARNING OUTCOMES	METHODOLOGY (Strategies, sequences, teaching resources)	EVIDENCE PERFORMANCE
<p>1. Teamwork and Leadership</p> <p>2. Problem Solving</p> <p>3. Sociocultural</p> <p>4. Communication</p> <p>5. Entrepreneur</p>	<p>Unit A</p> <p>Speaking technology</p> <p>Practice the correct structure of the future with use of will to do predictions, as well as express expectations using clauses with hope/expect/think, the correct structures for express preferences (would rather/ would prefer to), the use of the conditionals starting with the conditional type one to express possible results and the type conditional two to talk about situations hypothetical, the use of reported speech to repeat what someone else said as well as the use of rhetorical questions confirm information (tag questions).</p>	<p>Lesson 1: Gadgets</p> <p>Lesson 2: I think I will be hired soon</p> <p>Lesson 3: If I need it, I will buy it</p> <p>Lesson 4: Would you get the new cell</p> <p>Lesson 5: If you had the chance, would you travel by plane?</p> <p>Lesson 6: We will search online if we have the Wi-Fi at the hotel</p> <p>Lesson 7: Leadership</p> <p>Lesson 8: Co-founders of the greatest technology</p> <p>Lesson 9: Technology at home</p> <p>Lesson 10: You have a projector, don't you?</p> <p>Unit test</p>	<p>Listening Comprehension</p> <p>Understand the main ideas in audios and intermediate level and vocabulary videos related to the use of the future to express predictions, recognizes clauses for express expectations, structures for indicate possible outcomes and situations imaginary. Identify the correct structure to express preferences, and the appropriate use of connectors, as well as the way correct way to validate information obtained.</p>	<p>Recognize the different grammatical structures for express future actions and/or predictions, as well as the use of the conditionals 1 and 2 like this as the correct expression of preferences and connectors and the proper use of tag questions.</p>

	<p>Students will be able to link their ideas by using connectors such as and/but/or/because/although/unless/when/while/as/before/after/until.</p>	<p>Lesson 11: Pablo said: “You are good for our team”.</p> <p>Lesson 12: Coty said she didn’t have time to study with us</p> <p>Lesson 13: Grains of the future</p> <p>Lesson 14: Code of Hammurabi</p> <p>Lesson 15: Philosophy at all times</p> <p>Lesson 16: Ceres the dwarf planet</p> <p>Lesson 17 and 18: Articles and reports concerned with contemporary topics</p> <p>Lesson 19: The Rosetta stone</p> <p>Lesson 20, 21 and 22: Articles and reports concerned with contemporary topics</p> <p>Lesson 23: Drones over Nazca</p> <p>Lesson 24: Guernica</p> <p>Lesson 25: Depression</p>	<p>Reading</p> <p>Understands the main idea in texts that use vocabulary related to the use of correct structures to express predictions and future activities as well as possible outcomes and situations imaginary, the correct expression of preferences and connectors for thread ideas.</p> <p>Speaking</p> <p>Use phrases and vocabulary to speak about future predictions, expresses imaginary and possible situations results, connect your ideas using the appropriate vocabulary, as well as their preferences.</p>	<p>Identify the use of will to future predictions by level text readings intermediate. Recognize the use correct of conditionals 1 and 2 as well as the proper use of would/like/love/prefer and rather to indicate preferences, as well as connectors used for spinning ideas, and tag questions for validate information.</p> <p>The student talks about his preferences. Does future predictions as well how do you talk about situations imaginary and possible results. Ask and reaffirms information obtained through the</p>
--	---	--	---	---

		<p>Unit Test</p> <p>Lesson 26: The game theory</p> <p>Lesson 27: The Rorschach inkblot test</p> <p>Lesson 29: Intelligent buildings</p> <p>Lesson 30: Jogging for your life</p> <p>Lesson 31: Democracy</p> <p>Lesson 32: Atomic bomb</p> <p>Lesson 33: Utopia</p> <p>Lesson 34: Tesla vs Marconi</p> <p>Lesson 35: Coffee</p> <p>Lesson 36: The Chilam Balam</p> <p>Lesson 37: Getting a better salary</p> <p>Lesson 38: The earth is warming up</p> <p>Lesson 39: Alternative medicine</p> <p>Lesson 40: To be or not to be vegan</p> <p>Lesson 41: Bullying at work</p>	<p>Writing</p> <p>Communicate your preferences in writing as well as their predictions to future. Describes imaginary situations possible results. Link your ideas using the appropriate connectors.</p>	<p>formulation of tag questions.</p> <p>Express your preferences using the structures appropriate with the helper would. Write a text in who can express their predictions about the future nearby.</p> <p>Communicate your ideas using the connectors adequate, as well as reports what that someone else told him.</p>
--	--	--	---	--

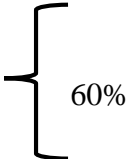
		Lesson 42: A world of rhythm Unit test		
--	--	--	--	--

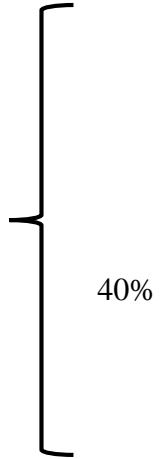
SOURCES OF INFORMATION (Bibliography, e-mail addresses)	ASSESSMENT OF LEARNING (Criteria, weighting and instruments)
<p>Title: LOG IN - English 4</p> <p>Student's Book and Workbook</p> <p>First edition: 2020</p> <p>All Rights Reserved © 2022 Soluciones Educativas y Académicas S.A. de C.V.</p> <p>Author: Lee Harper</p> <p>Institutional Moodle Platform.</p>	<p>Course evaluation:</p> <p>Due to the nature of the course, and seeking to develop communicative skills, according to the European Framework of Reference, the weighting for the final grade of the subject is as follows:</p> <p>60 % Theory Practice 40 % Practice</p> <p>The 60% pertains to the three partial exams, which will be applied electronically and remotely. The design of the evaluation will be in charge of the Academic Direction of the Universidad Autónoma de Chihuahua through its Language Center based on the thematic contents of the Log in textbook of the corresponding semester and will require the participation of the teacher and the English Coordinator of each Academic Unit for the determination of dates and their application.</p> <p>The assignment of this 40% will be collegiate with the English academy of each academic unit, defining the amount of hours of work for the practice of the linguistic skill. The projects will</p>

be developed with the intention of encouraging the practice of the English language through the topics seen in class based on the requirements of the Common European Framework of Reference for Languages.

Evaluation criteria:

The weighting is distributed as follows:

- First partial.....20%
 - Second partial.....20%
 - Third partial.....20%
- 

- Oral and Written Practice
 - Written Practice
 - Listening Comprehension
 - Reading Comprehension
 - Class Participation
 - Homework
 - Attendance
 - Projects
- 

Study objects	Weeks															
	1	2	3	4	5	6	7	8	9	10	11	12	13	14	15	16
UNIT A																
Lesson 1 Gadgets	*															
Lesson 2 I think I will be hired soon	*															
Lesson 3 If I need it, I will buy it	*															
Lesson 4 Would you get the new cell		*														
Lesson 5 If you had the chance, would you travel by plane?		*														
Lesson We will search online f we have the wi- fi at the hotel		*														
Lesson 7 Leadership			*													
Lesson 8 Co- founders of the greatest technology			*													
Lesson 9 technology at home				*												
Lesson 10 You have a projector, don't you?				*												
PARTIAL TEST 1					*											
Lesson 11 Pablo said: "You are good for our team".						*										
Lesson 12 Coty said she didn't have time to study with us.						*										
Lesson 13 Grains of the future							*									
Lesson 14 Code of Hammurabi							*									
Lesson 15 Philosophy at all times							*									
Lesson 16 Ceres, the dwarf planet								*								
Lesson 17 Articles and reports concerned with contemporary topics								*								
Lesson 18								*								
Lesson 19 The Rosetta stone									*							

Unit A

Arnel's Everyday English (27 Enero 2021) CAN/COULD BE ABLE TO- ENGLISH GRAMMAR [Archivo de Video] <https://www.youtube.com/watch?v=IyPH-lHuMTc>

Superprof (s.f.) Verbos Modales can could

<https://www.superprof.es/apuntes/idiomas/ingles/gramatica-inglesa/modal-verbs/modal-verbs.html>

Learn English with Gill engVid (3 Mayo 2017) MAY or MIGHT? [Archivo de Video]

<https://www.youtube.com/watch?v=YND9m8q3TJ8>

English with Alex engVid English Classes (28 Mayo 2015) Grammar: 6 ways to use WILL [Archivo de Video] <https://www.youtube.com/watch?v=YfztVj5Qwqk>

Love Learning English (5 Abril 2017) The difference between hope and expect [Archivo de Video]

<https://www.youtube.com/watch?v=goYp-kbLJiw>

mmmEnglish (7 Febrero 2020) English Conditional Sentences (with examples!) [Archivo de Video] <https://www.youtube.com/watch?v=FH3ThwR99LM>

Oxford Online English (28 Mayo 2017) How to Use Would in English- English Modal Verbs

[Archivo de video] <https://www.youtube.com/watch?v=FxA8zXBOPGc>

English with Lucy (31 Marzo 2021) THE CONDITIONALS- 0,1,2 &3 Conditionals& QUIZ- English Grammar Lesson [Archivo de Video] <https://www.youtube.com/watch?v=vXp0ETWXbWo>

ABA English (18 Octubre 2018) LINKING WORDS Learn how to speak English fluently [Archivo de Video] <https://www.youtube.com/watch?v=NC0-55YApvA>

Adam's English Lessons engVid (23 Enero 2013) Vocabulary- though, although, even though, despite, in spite of [Archivo de Video] <https://www.youtube.com/watch?v=nX8N9RiGCZg>

Worldwide speak (16 Noviembre 2020) BEFORE AFTER WHILE/ Conjunctions/ Past Time Clauses/

English Grammar [Archivo de Video] <https://www.youtube.com/watch?v=TTez4kyqjYU>

Arnel's Everyday English (1 Septiembre 2019) speak English Naturally/ USE QUESTION TAGS- grammar lesson [Archivo de Video] https://www.youtube.com/watch?v=1ILi7_JfIQ

Crown Academy of English (13 Abril 2015) DIRECT SPEECH/ English writing lesson and exercises [Archivo de Video] https://www.youtube.com/watch?v=jEfNx4LZC_0